

Drawing and Writing Activities




In the story TRUCKER AND TRAIN kindness and friendship triumph over bullying. The following activities are intended to help support emerging writers after reading TRUCKER AND TRAIN.

Inside this downloadable you will find...

- * Activities for children to draw or write about something they are good at sharing.
- * Activities for children to share about someone they look up to and think of as a role model.
- * A Venn Diagram for comparing and contrasting trucks and trains. You might also look at my truck and train image Pinterest board on my website (www.hannahcarinastark.com) to support this activity.

Name _____

Trucker learned to share the road. What is something you have learned to share? Draw a picture of it here.




Name _____

Train was a great role model to Trucker.

Who is someone you look up to?

Draw a picture of them here.



A large, empty rectangular box with rounded corners, intended for drawing a picture of someone you look up to.




Name _____

Trucker learned to share the road.

What is something you have learned to share?


Draw and write about how you share.



A large, empty rectangular box with rounded corners, intended for drawing and writing.

Three horizontal lines for writing.

Name _____



Train was a great role model to Trucker.
Who is someone you look up to?
Draw a picture of them here.



Name _____

Trucks and trains are different but they also have similarities. Think about what they do, what they have, and what they are. Write or draw their similarities in the center circle. Write or draw what makes them unique in the outer rings.

